


## Basic Breakout Module - QCI-BO-B, QCI-BO-B1

QCI-BO-B



QCI-BO-B1



QCI-BO-B  
Used on a SilverNugget N2



QCI-BO-B1  
Used on a SilverDust D2 (IGB)



## Product Overview

The Basic Breakouts connect directly to the SMI port on SilverLode controller/drivers, which breakout power, communication and I/Os. The Basic Breakouts work with I-Grade and M-Grade SilverNugget N2 & SilverDust D2.

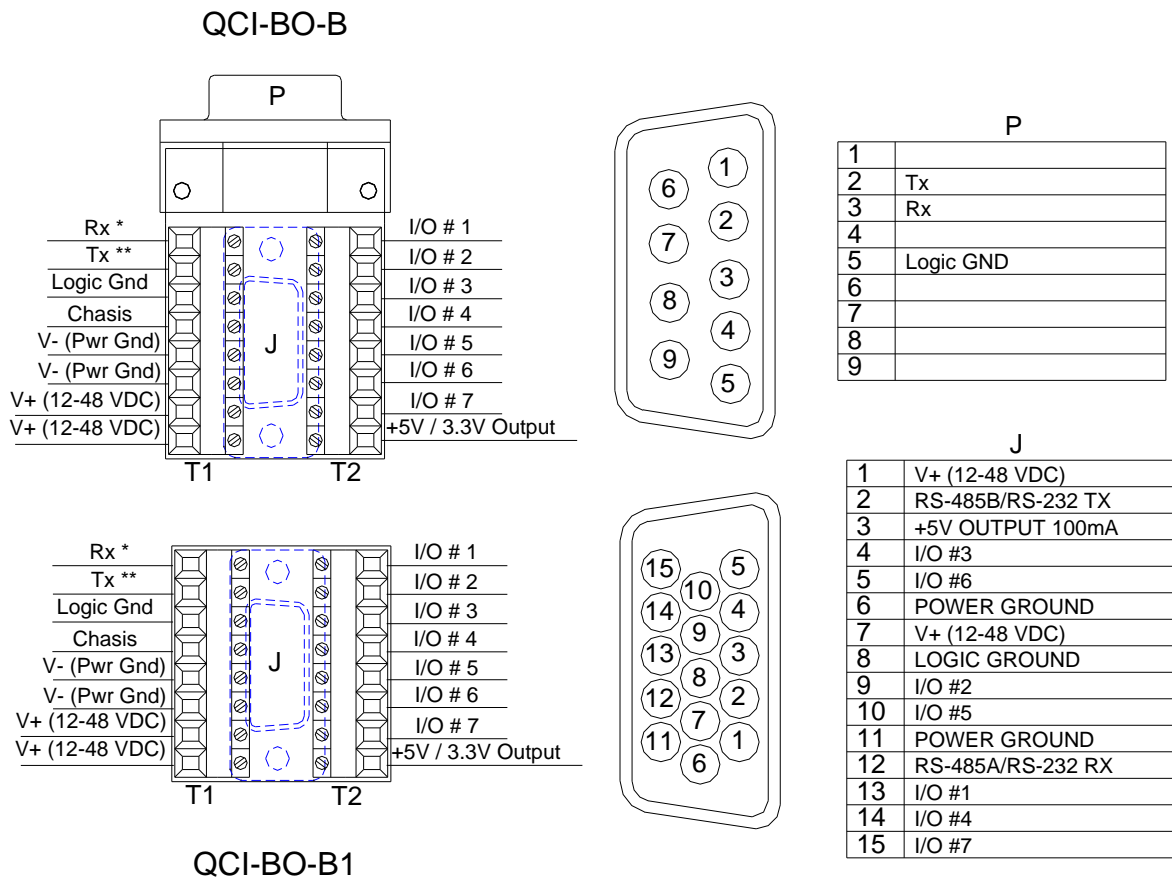
NOTE: The QCI-BO-B does NOT mount to: SilverNugget N3 & SilverDust D2 (IGB)  
 The QCI-BO-B1 does NOT mount to: SilverNugget N3

The provided screws lock the breakouts to the DB15HD connector. There are two, 8 position terminal blocks that breakout all 15 pins. A DB-9 connector is provided to connect to a standard PC communications (RS-232) port.

For applications requiring only a few signals, the Basic Breakouts allows for direct access to power, communication lines and I/O lines.

Terminal Connector Wire Range: 16-28 AWG

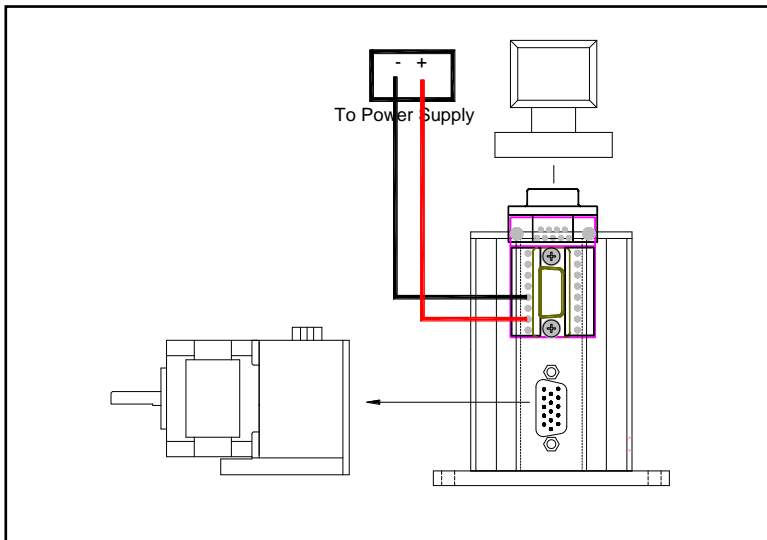
## Pin-out Descriptions



\* RS-485 B on SilverNugget and RS-485 A on SilverDust  
 \*\* RS-485 A on SilverNugget and RS-485 B on SilverDust

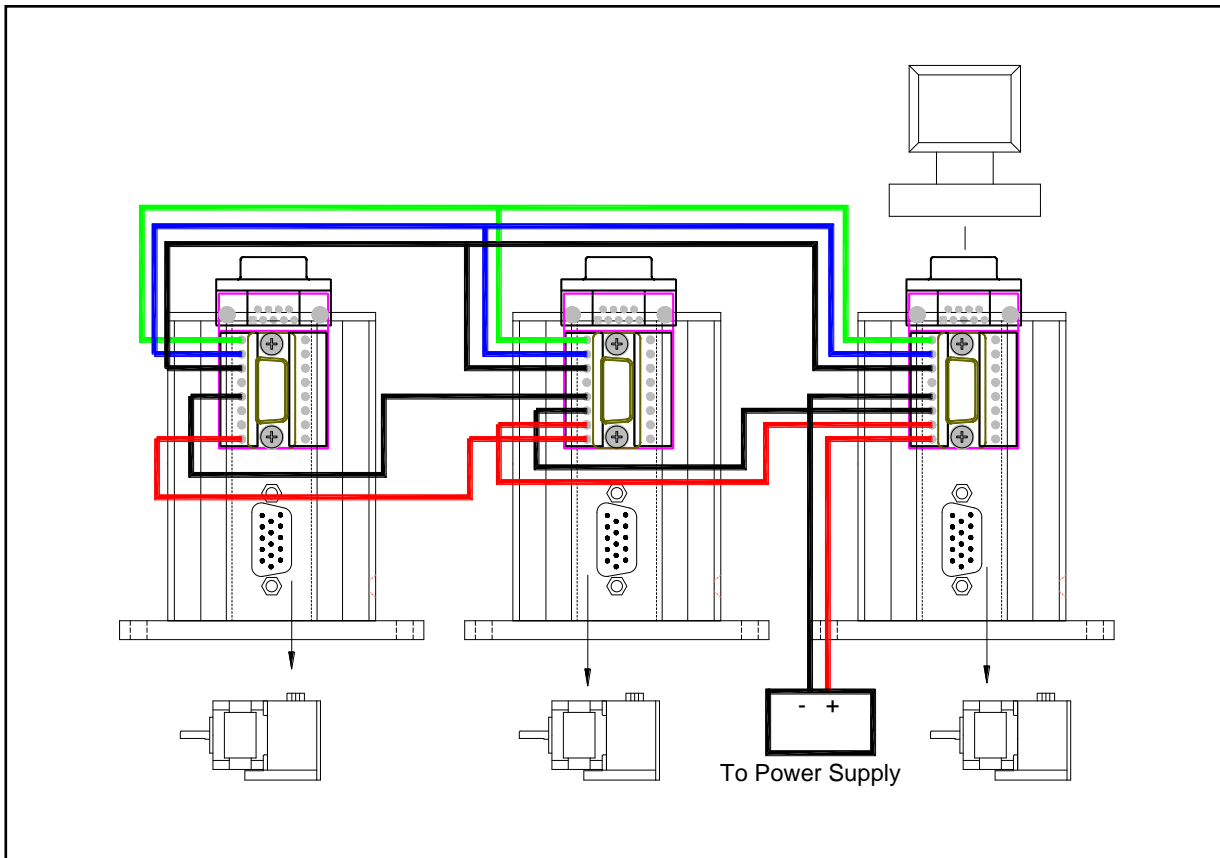
## How to Use

Single axis configuration:



Note: Similar configuration for the SilverDust MG and SilverDust IG.

Multi-axis configuration:



Note: It is **NOT** recommended to daisy chain power supply for more than 3 units due to current limitation on the breakout board.